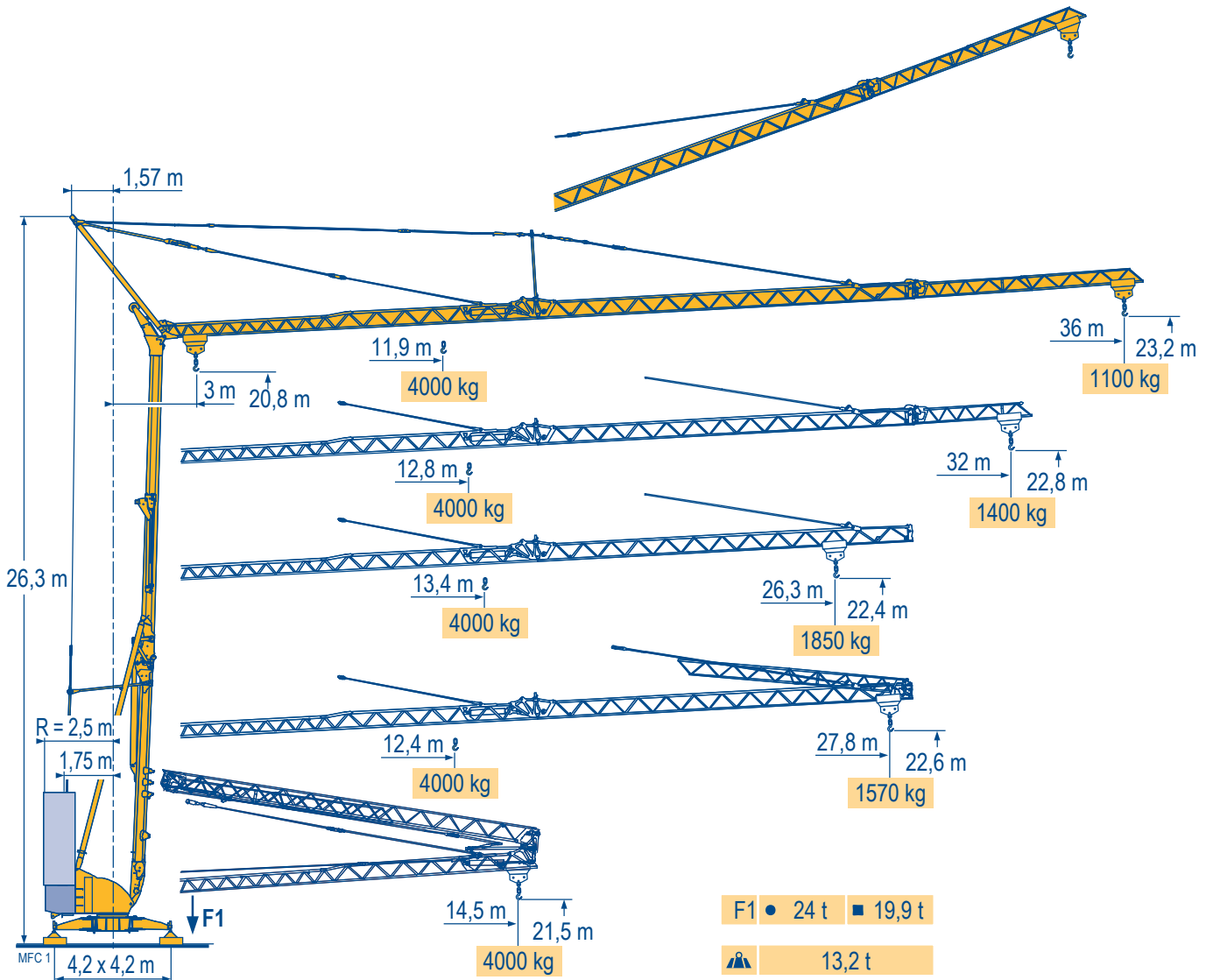
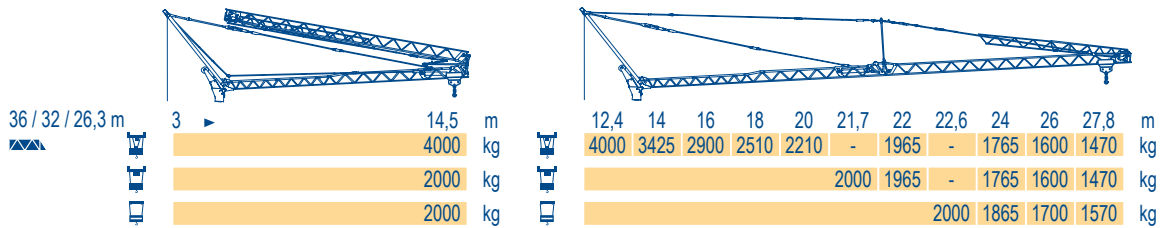


Igo 42

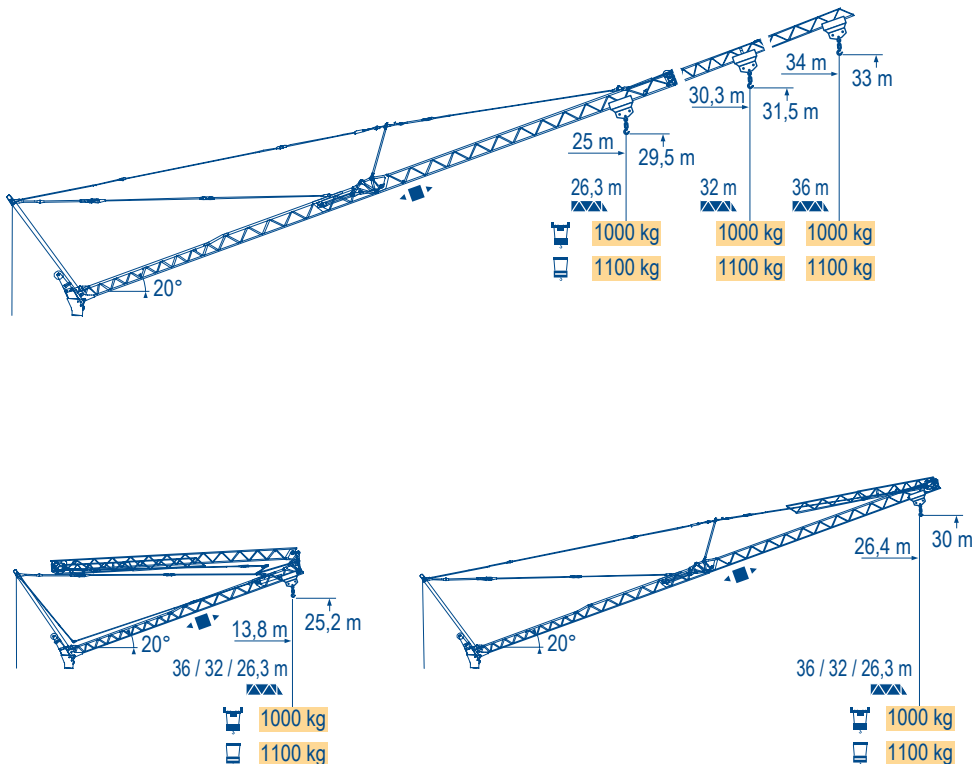


Courbes de charges Lastkurven Load diagrams	36 m	3 ▶	11,9	12	14	16	18	20	20,8	21,8	22	24	26	28	30	32	34	36	m
			4000	3950	3255	2760	2385	2095	-	-	1860	1670	1515	1380	1265	1165	1080	1000	kg
									2000	-	1860	1670	1515	1380	1265	1165	1080	1000	kg
Curvas de cargas Curve di carico Curva de cargas	32 m	3 ▶	12,8	14	16	18	20	22	22,6	23,6	24	26	28	30	32				m
			4000	3595	3050	2640	2320	2065	-	-	1855	1685	1535	1410	1300				kg
									2000	-	1855	1685	1535	1410	1300				kg
MFC 1	26,3 m	3 ▶	13,4	14	16	18	20	22	23,6	24	24,6	26,3							m
			4000	3780	3210	2780	2445	2180	-	1960	-	1750							kg
									2000	1930	-	1750							kg
										2000	1850							kg	



Flèche relevée
Ausleger in Steilstellung
Luffing jib
Flecha izada
Braccio impennato
Lança inclinada

MFC 1



Igo 42

POTAIN



F

Chariot distributeur
Réactions en service
Réactions hors service
A vide sans lest (ni train de transport) avec flèche et hauteur maximum.

D

Verfahrbare Laufkatze
Reaktionskräfte in Betrieb
Reaktionskräfte außer Betrieb
Ohne Last, Ballast (und Transportachse), mit Maximalausleger und Maximalhöhe.

GB

Traversing trolley
Reactions in service
Reactions out of service
Without load, ballast (or transport axes), with maximum jib and maximum height.

E

Carro distribuidor
Reacciones en servicio
Reacciones fuera de servicio
Sin carga, sin lastre, (ni tren de transporte), flecha y altura máxima.

I

Carrellino distributore
Reazioni in servizio
Reazioni fuori servizio
A vuoto, senza zavorra (ne assali di trasporto) con braccio massimo e altezza massima.

P

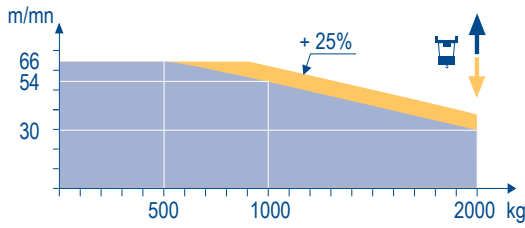
Carro distribuidor
Reações em serviço
Reações fora de serviço
Sem carga (nem trem de transporte)- sem lastro com lança e altura máximas.

Mécanismes
Antriebe
Mechanisms
Mecanismos
Meccanismi
Mecanismos

MFC 1

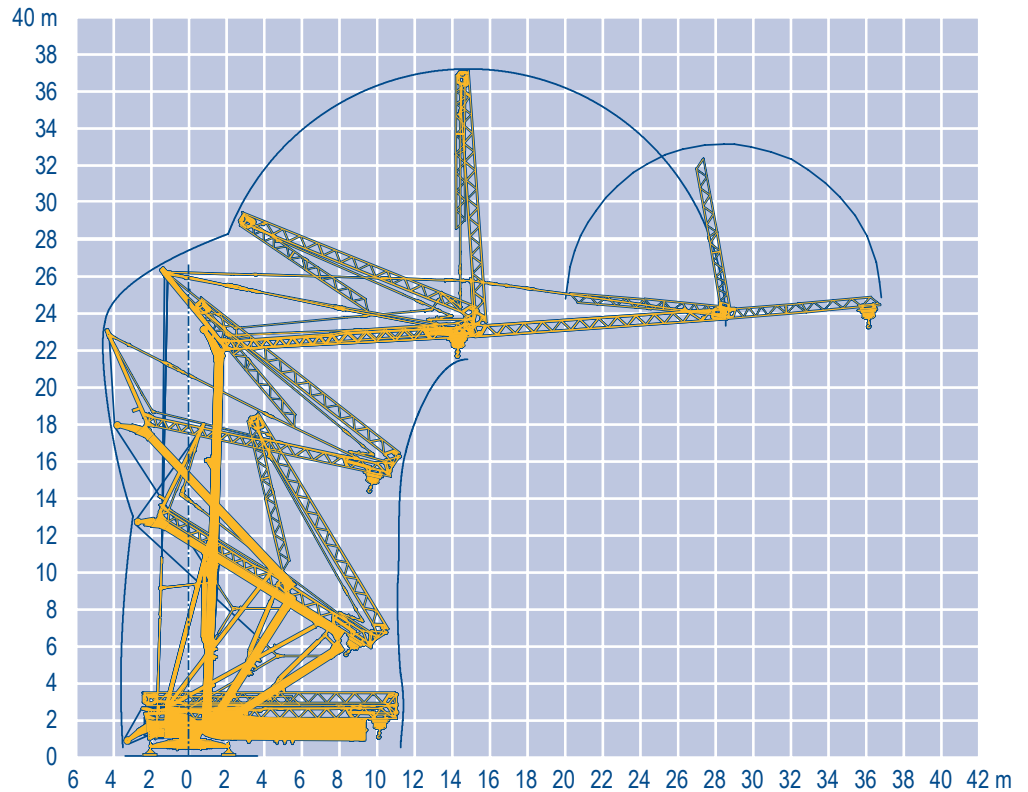
		30					54					66					ch - PS	kW	
▲ ▼	15 LVF 10 Optima	m/min	3,6	18	30	49	66	3,6	18	30	54	66	1,8	8,9	15	27	33	15	11
		kg	2000	2000	2000	1100	500	2000	2000	2000	1000	500	4000	4000	4000	2000	1000		
◀	▶	3 DVF 5	m/min 15 - 30 - 45 (0 → 1000 kg) - 15 - 30 - 41 (1000 → 4000 kg)														3	2,2	
⊙		RVF 41 Optima +	tr/min U/min - rpm 0 → 0,8														4	3	
		CEI 38	IEC 38														kVA		
		400 V (+6% -10%) 50 Hz														15 LVF 10 : 22 kVA			
		480 V (+6% -10%) 60 Hz														15 LVF 10 : 22 kVA			

15 LVF 10 Optima



Montage
Montage
Erection
Montaje
Montaggio
Montagem

MFC 1



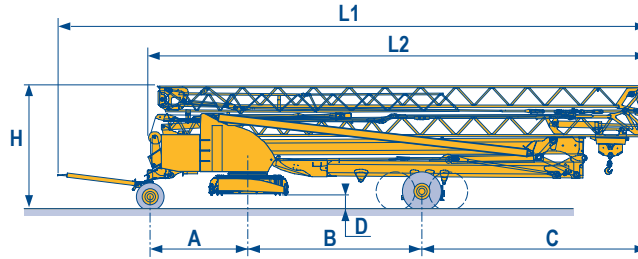
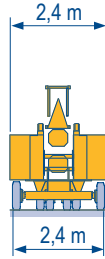
Igo 42

POTAIN

F	D	GB	E	I	P
Levage	Heben	Hoisting	Elevación	Sollevamento	Elevação
Distribution	Katzfahren	Trolleying	Distribución	Distribuzione	Distribuição
Orientation	Schwenken	Slewing	Orientación	Rotazione	Rotação

Transport
Transport
Transport
Transporte
Trasporto
Transporte

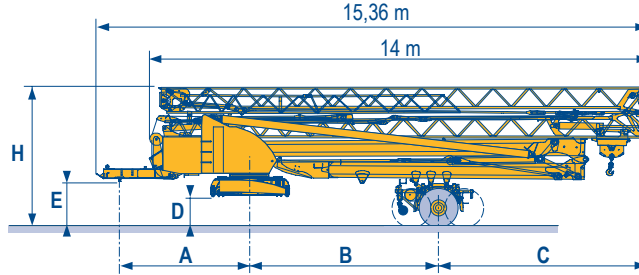
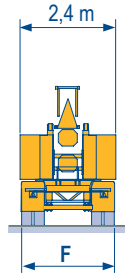
- DJ80/S120 ○
- DJ100/S120 ○
- DJ105/S125
- DJ126M/S125
- DJ126M/S215M



MFC 1

	L1 (m)	L2 (m)	A (m)	B (m)	C (m)	D (m)	H (m)
DJ80/S120	16,4	14	2,75	4,88	6,2	0,36/0,21	3,52/3,37
DJ100/S120	16,4	14	2,75	5,3	5,8	0,36/0,21	3,52/3,37
DJ105/S125	16,4	14	2,75	5,3	5,8	0,36/0,21	3,52/3,37
DJ126M/S125	16,95	14	2,75	5,3	5,8	0,36	3,52
DJ126M/S215M	17,75	14,4	3,55	5	6,1	0,75	4

- SL121/J135
- SL121/S215M
- SL122/J215M



	A (m)	B (m)	C (m)	D (m)	E (m)	H (m)	F (m)
SL121/J135	3,65	5,1	6	0,78	1,3	4	2,45
SL121/S215M	3,65	5	6,17	0,78	1,3	4	2,4
SL122/J215M	3,65	5	6,17	0,78	1,3	4	2,45

F
○ Chantier

D
Baustelle

GB
Site

E
Obra

I
Cantiere

P
Estaleiro



Document commercial non contractuel. Pour toute information technique se référer à la notice correspondante.

Unverbindliches Vertriebsdokument. Für technische Informationen, siehe die entsprechenden Anweisungen.

This commercial document is not legally binding. For any technical information, please refer to the corresponding instructions.

Documento comercial non contractuel. Para cualquier información técnica, ver la noticia correspondiente.

Documento commerciale non vincolante, per tutte le informazioni tecniche fare riferimento al catalogo istruzioni.

Documento comercial não contratual. Para qualquer informação técnica complementar consultar as respectivas instruções.



18, rue de Charbonnières - B.R.173
69132 ECULLY Cedex - France

Tel. : +33 (0) 4 72 18 20 20
Fax. : +33 (0) 4 72 18 20 00
www.manitowoccrane.com

Americas

Tel : +1 888 479 7278
Tel : +1 717 593 2000

Europe - Middle East - Africa

Tel : +33 (0) 4 72 81 50 00
Tel : +44 (0) 191 522 2000

Asia - Pacific

Tel : +65 6264 1188
Fax : +65 6862 4040

www.manitowoccrane.com

Igo 42
Réf. 2008 03 MFC 1

Copyright.Reproduction interdite © POTAIN 2008

Réalisation Sedoc